

EDIA

Electric forklift truck ranges

1.0 – 5.0 tonnes



quality | reliability | value for money

 **MITSUBISHI**
FORKLIFT TRUCKS

Just drive

The moment you slide behind the wheel, everything simply feels right.

Instinctive steering. Limitless visibility. Natural controls... just where you expect them to be. You already know what to do.

Drive.

Everything about **EDiA** inspires confidence. And that's powerful. Because confidence makes you productive.

Every feature is designed to help you focus on putting the truck, and the load, in precisely to the right place.

And with low maintenance, class-leading efficiency and our famous reliability you can keep on doing it. Time after time after time.

It takes a manufacturer with the experience of Mitsubishi to make a forklift feel this much like home.



Meet the EDiA family today at:



www.edia-mitsubshi.com

Model shown: FB20PN EDiA EM

EDiA



THE ELECTRIC DIAMOND

Sleek. Flawless. Unbeatably tough.
EDiA delivers legendary Mitsubishi
performance and reliability in a
clean, compact, versatile space.
Always a great investment.



Model shown: FB25CN EDiA EX

Model shown: FB16PNT EDiA EM

Clean. Cleaner. Cleanest.

Until now, even the most hygienic forklift would leave traces of fine metallic particles in the air: brake dust.

But on **EDiA**, the wet disc brakes are fully enclosed – so they're not only maintenance-free and unaffected by wet conditions, they also keep all traces of brake dust away from sensitive stock.

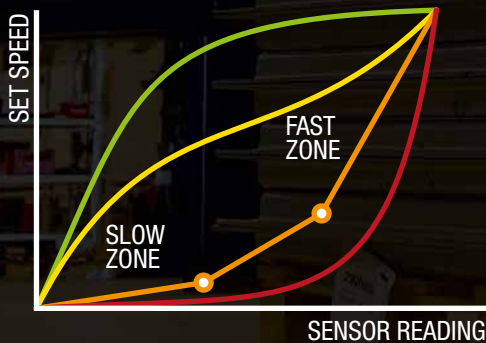
And it's not just the brakes that are great in the wet. **EDiA's** key components carry IP54 waterproofing as standard, meaning it's an electric truck you can use around wet stock, water sprays, mists and cleaning facilities.

And with energy-efficiency advances like our groundbreaking on-demand electric power steering, our electric trucks use less power – so you can work for longer on a single charge.

If you want consistent, robust performance – but need to look after your environment – you've just met your new best friend: **EDiA**.

Sensitive Drive System

On **EDiA EX**, the accelerator pedal and fingertip control unit each benefit from our unique Sensitive Drive System (SDS). Popular with drivers for its intuitive 'feel', SDS senses whether the truck is being operated assertively or cautiously – and then delivers a smoothly modulated performance for that particular situation.



- Fast response to full speed
- Medium speed response profile
- Slow speed response profile
- Typical controller curve

Model shown: FB16PNT EDiA EM



EDiA EX



EDiA EX



EDiA EX

Rewriting the rules



The robust waterproofing of EDiA's components means it can operate indoors or out. EDiA's critical components are protected to stringent IP54 standards, so that EDiA can perform in all weather.

Size isn't everything after all.

Don't be fooled by the compact frame. With class-leading residual lifting power and a stable, grounded design, **EDiA** packs the punch to carry big loads safely to the top of the racking.

That means you get the performance of a much bigger truck, into the very tightest space.

And **EDiA** isn't just tightly put together. It's agile, too.

100° steering angle – with opposable drive motors – lets you turn effortlessly on the spot, with absolute accuracy and complete confidence.

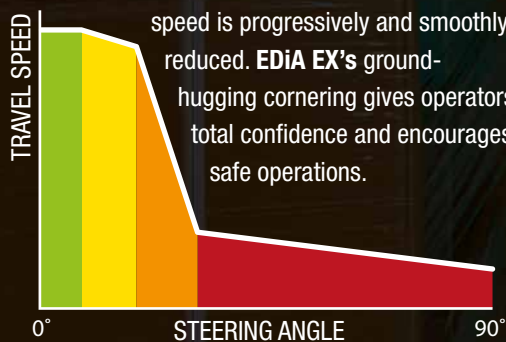
But steering and performance is no good without great visibility.

So we've looked at every angle. The bulkhead. The counterweight. The mast. Even the steering wheel is optimised to give the best possible view.

Jump in. You'll see the difference straight away.

Intelligent Cornering Control

Our unique ICS system helps drivers achieve maximum productivity by intelligently assisting with cornering – automatically reducing travel speed from the moment they enter a turn, rather than kicking in harshly midway. As the turn angle increases, speed is progressively and smoothly reduced. **EDiA EX's** ground-hugging cornering gives operators total confidence and encourages safe operations.



- Full speed straight ahead area
- Little curve cutback to indicate function to operator
- Strong curve cutback, braking and speed reduction
- Highly reduced travel speed area



Model shown: FB25CN, EDiA EX



EDiA EX




EDiA EX



EDiA EX

Four-wheel steering: the tightest turns around



EDiA EX models literally turn on the spot. At the back, the wheels turn by a huge 100°, while at the front, twin drive motors act independently – delivering incredibly agile, four wheel steering.

A great place to work.

A forklift's most important component is its operator. And drivers are most productive when they stop worrying about the truck, and focus on the job in hand.

That's why **EDiA** gives your operators the space, visibility and instinctive driveability to deliver in safety and comfort.

So when intelligent curve control senses a sharp turn, it limits speed early, not halfway round.

What's more, it's so natural, you won't even feel it. Smarter still, **EDiA** senses the way you need to work, from your very first touch. Confident users unlock huge performance, while beginners or operators handling fragile loads benefit from a gentler ride.

And of course there are all the usual refinements from Mitsubishi. We pioneered fingertip controls – and our latest option raises the bar again – delivering versatility, sensitivity and ease.

But Mitsubishi haven't overlooked the basics, such as familiar, easy-to-use pedals and an uncluttered cabin design.

Simple touches like that transform productivity – but it's something many less experienced forklift makers seem to forget.

It's just common sense. But it works beautifully.

Performance tailored to you



No two workplaces are the same. So **EDiA** can be tuned to work the way you do.

Boost safety and economy, or maximise performance settings for highly-skilled drivers loading against the clock.

The choice is yours.





EDIA EX



EDIA EX



EDIA EX



EDIA EX and EM

Model shown: FB25CN, EDIA EX

The leader in its class.



All-weather performance



Responsive fingertip control



FeatherTouch steering



Large floor space

Model shown: FB16PNT, EDIA EM








EDIA EM

FB13-20(C)PN/T Series 3 and 4 wheel pneumatic tyres 48V AC power 1.3 – 2.0 tonnes






options include

- Load weight indicator
- Wide range of cabins
- Integrated side shift
- Choice of fingertip or lever control
- Wide range of masts (up to 7m)
- Choice of seats

three wheel capacities

FB13PNT  1.3 t	FB15PNT  1.5 t	FB16CPNT  1.6 t	FB16PNT  1.6 t	FB18CPNT  1.8 t	FB18PNT  1.8 t	FB20PNT  2.0 t
--	--	---	---	---	--	--

four wheel capacities

FB16CPN  1.6 t	FB16PN  1.6 t	FB18CPN  1.8 t	FB18PN  1.8 t	FB20PN  2.0 t
--	--	--	---	---



Easy on/off access



Large 'entry window'



Bright and clear display



Choice of fingertip or lever control

Independent tests over 25 years show that 'driveability' is the single most important factor that improves forklift productivity. When that's achieved, the operator is at one with the machine – without thinking. No surprises. Totally in control.

Mitsubishi EDIA EM is renowned for its driveability. Our designers ensure that everything feels intuitive and natural – and that distractions are eliminated.

What's more, it delivers top performance in its class, is built tough, superbly agile and boasts many industry-leading features. Its rugged four-wheel range is partnered with seven three-wheel models which are exceptionally agile in narrow aisles.

- **Intelligent controlled cornering system** automatically adjusts truck speed when cornering for increased productivity, improved operator and site safety and reduced tyre wear.
- **Hill hold** prevents rolling, even on very steep ramps, for faster and safer container loading/unloading - for increased safety, improved productivity and reduced product damage.
- **Integrated Presence System (IPS2)** ensures truck will not function until the operator is safely seated: preventing accidents and increasing productivity.
- **Feather touch electric steering** offers power on demand, resulting in 20% energy savings, extending shift capability and productivity.
- **Oil-immersed wet disc brakes** only deactivate when operator sits and activates accelerator; maintenance-free brakes don't create brake dust.
- **IP54-rated main components** ensure protection against dust and water so truck can be used outside or in wet applications for maximum flexibility.

- **Fully automatic LED lights** as standard are far brighter than halogen with no power consumption and no need to replace working bulbs.
- **High-vis overhead guard and mast** features angled chains and piping for maximum vision window - improving safety.
- **Industry-leading residual capacities and stability at height** mean that normally a more compact chassis can be used for greater manoeuvrability.



**A powerhouse
indoors and out.**



Lateral battery exchange



Adjustable steering column



Effortless fingertip controls



Rapid service access

Model shown: FB20PN, EDIA EM

EDiA EM

FB13-20(C)PN/T Series 3 and 4 wheel pneumatic tyres

48V AC power

1.3 – 2.0 tonnes



Bright LED lighting kit



Optional VersaCab



Optional high-vis guard



Optional levers

- **ErgoCentric cab design** delivers a spacious, practical cab that's easy to enter, keeps everything in easy reach, offers exceptional all-round visibility and is comfortable throughout the longest shifts.
- **Multi-function colour display** provides a clear, bright screen – even in direct sunlight – and includes speedometer, battery discharge meter, performance mode and other truck data.
- **Optional Pitching Control System (PCS)** senses travel on bumpy ground – automatically smoothing motion to stabilise load pitching: reducing the risk of the load becoming unstable.
- **Efficient drive (and lift) motors** combine with strong regenerative braking and advanced electric steering technology to minimise energy consumption and extend shifts.
- **Five performance pre-sets** from minimal energy to high performance – are quickly chosen by the driver by push button.
- **Full programmability** through a laptop connection allow service engineers to precisely adjust EDiA to meet an application's exact needs, as well as run diagnostic checks.
- **Wider choice of batteries available** because of the wide range of options with its standard DIN dimensions EDiA is more easily configured to the user's precise needs.
- **Sideways battery exchange option** has slide-out rollers integrated into the chassis for quick and easy battery change in multi-shift operations.
- **Low centre of gravity** contributes to EDiA's outstanding residual capacity and driver confidence.
- **Variable speed on all hydraulic functions** is smoothly and intuitively managed by EDiA's command software.
- **Mitsubishi 11.5kW hydraulic motor** proven to withstand intensive duty in the most demanding of applications, delivers exceptionally long service life.
- **Simple pushbuttons** make accessing the truck's menu or modes very easy – even if an operator is wearing gloves.
- **Ergonomic levers** provide a familiar feel and smoothly variable speed control.
- **ErgoCentric fingertip control unit option** delivers effortless, confident and precise hydraulic operation within a fatigue-minimising armrest.
- **Low-noise design** ensures the sound level at the operator's ear is exceptionally quiet – less than 67 dB(A).
- **VersaCab cabin range options** include our unique, award-winning 'Hi-Viz' clear composite front roof, front and back glass windows (both with washers/wipers) and steel doors – as well as a CE-certified removable PVC door option for occasional use.
- **Long service interval** thanks to EDiA's design and build quality means fewer service visits are needed.
- **RapidAccess features** include a quick-release floor plate and wide-opening battery cover, for fast and simple checks.



Choose ErgoCentric fingertip control or ergonomic levers.

**Smooth driving...
total control.**



Model shown: FB25CN, EDIA EX

Enhanced visibility



EDiA EX

4 wheel pneumatic tyres

80V AC power

2.5 – 3.5 tonnes

options include

- Automatic travel and tilt speed reduction
- Ergonomic operator presence pedal
- Automatic tilt centering

capacities

FB25N	FB25CN	FB30N	FB30CN	FB35N
 2.5 t	 2.5 t	 3.0 t	 3.0 t	 3.5 t



Clear, informative display



Extra-large entry step



Automatic parking brake with hill hold

Everything about EDiA EX inspires confidence. Rugged Mitsubishi build quality, simple, effective design... and the kind of smooth, instinctive control that gets the job done right first time, every time. Impressive residual lift capacities means EDiA EX packs the punch you need to lift larger loads to heights of 7 metres – a tiny turning circle brings that big-truck performance safely into the tightest space.

But the most inspiring thing about EDiA EX is the drive. From the moment you slide behind the wheel, everything just feels right. Drivers instantly feel at home – and perform at their best from day one.

- **F2 button** integrates twice as many key controls – without taking your eyes off the load. Options include clamp release and automatic tilt centering.
 - **Optimised pedal position** with ergonomically-chosen position, shape and angle for each pedal feels familiar to use and are easy on the ankles, even in prolonged shifts.
 - **Clear, informative display** in full colour, is easy to read from all angles and in direct sunlight. Perfectly positioned to give detailed operator guidance at a glance, without reducing all-round visibility.
- **ErgoCentric adjustable armrest** allows a natural hand position, with easy one-hand adjustment, minimising injury and fatigue.
 - **Fully adjustable driving position** create the perfect seat, arm and steering wheel position for each operator's unique needs.
 - **Plenty of storage space** for on-board essentials, putting clip board, mobile phone, drinks bottle and pen all easily to hand.
 - **Wide, open cabin** enables quick, ergonomic access and a range of comfortable driving positions.
 - **Ergonomic panels and covers** facilitate smooth, easy cabin entry.
 - **Extra-large entry step** for safe, no-slip entry and exit – whatever the footwear.
 - **Flat, uncluttered floor** with exceptionally spacious foot well area means more comfort, and no distractions.
 - **Generous grab bar** helps drivers of all heights.

EDiA EX's unique design delivers unrivalled visibility – and not just through the mast and overhead guard. The clever ultra-low dashboard profile gives your driver exceptional forward vision right through to the fork tips – while the specially contoured counterweight ensures a perfect view to the rear of the truck – ensuring safer manoeuvring in the tightest spaces.



ErgoCentric adjustable armrest with integrated fingertip control



EDIA EX

4 wheel pneumatic tyres

80V AC power

2.5 – 3.5 tonnes



Works in any weather



Easy on-off access



Rear axle steers more than 100°



Dual pedal layout option

- **Sensitive Drive System (SDS)** smooths start and stop movements, increases agility and instinctively adapts to the way each operator drives.
- **Intelligent curve control** senses the angle of a turn, and reduces speed earlier in the manoeuvre for maximum stability and accurate, positive cornering.
- **Touch-sensitive fingertip controls**, natural feeling, spring-loaded response: press gently for finer control.
- **Tight space agility rear axle** steers through a full 100°, with dual drive motors for instant, smooth turning on the spot and no initial 'push' - reducing stock damage in tight aisles.
- **Perfectly weighted steering** and optimal steering wheel size with a light but firm feel gives confidence and manoeuvrability at all speeds.
- **ECO mode** encourages natural, smooth operation with optimal energy efficiency; ideal for long shifts, training, new and part-time users.
- **PRO mode** maximises performance parameters, giving full control to more experienced operators in intensive work.
- **Custom settings** can be fine-tuned by a service engineer to perfectly match any given application, scenario or need.
- **Unparalleled 360° visibility** from optimised mast, wheel, dashboard and counterweight design maximise visibility to load, forks, front and rear wheels – giving safe, confident operation in tight spaces.
- **Sealed, wet-disc brakes** are protected from the elements and virtually maintenance-free.
- **Automatic parking brake** with hill hold stops the truck automatically when the accelerator is not engaged, and prevents rolling on ramps – no remembering to use a handle or switch.
- **Precision tilt and side shift** enables easy, fine control makes important and difficult movements faster, and safer.
- **Straightforward component layout** carefully planned for fast, easy access, reducing downtime and cutting routine servicing bills.
- **Sealed connectors** reduce the need for maintenance and repair.
- **Foot-operated direction changing options** are available for drivers who prefer to select forward or reverse with pedals.



**Ultra-compact and manoeuvrable...
but with the qualities of a larger truck.**



RapidAccess features



Bright lighting kits



Auto style pedals



Simple controls

Model shown: FB15KRT PAC

FBKRT PAC Series

3 wheel pneumatic tyres

24V AC power

1.0 – 1.5 tonnes



Clear readouts



Easy on-off access



Choice of seats



Ergonomic control layout

With its ultra-compact design and incredible manoeuvrability, the remarkable FBKRT PAC series is unbeatable in confined working areas such as narrow warehouse aisles and containers. Equipped with a 24 volt battery and efficient AC motors, it's the perfect choice if you need an economical but productive truck for a few hours each day.

The FBKRT PAC is easy for anyone to operate, with the minimum of instruction, and despite its small size and price it shares many important qualities with the larger Mitsubishi electrics. These include powerful, smooth, quiet performance, high stability, excellent levels of operator comfort, ergonomics and safety... and full programmability to meet the needs of each driver and application.

- **Powerful AC drive motor** – provides high torque – even at fast speeds – for rapid acceleration, and smooth, quiet, controlled operation.
- **Small turning circle** – truck can turn within its own dimensions – allows operation in very tight spaces.
- **Powerful AC hydraulic motor** provides high torque for rapid but smooth – and controlled – lifting and lowering.
- **New generation control system** adjusts acceleration, travel speed, lift/lower speed and braking to suit the load, application and driver – for great versatility.
- **Performance setting** – including pre-set modes – allows instant programming without special tools.
- **On-board diagnostics and fault memory folder** keep operator and service engineer aware of any problems, speed up servicing and help prevent damage.

options include

- Fingertip hydraulic controls
- Grip/horn button for reversing
- Load weight indicator
- Speed control
- PlusCab panel cabins

capacities

FB10KRT PAC



1.0 t

FB12KRT PAC



1.2 t

FB15KRT PAC



1.5 t



High power performance... low energy use.



Easy on-off access



Fully adjustable steering column



Clear-view overhead guard



Wide range of optional configurations

Model shown: FB Series

FB Series

4 wheel pneumatic tyres

80V AC power

4.0 – 5.0 tonnes



Clear display



Non-slip low step



Spacious cabin

Reducing your energy bills should not limit your performance. FB Series forklifts are optimised to maximise your operating efficiency – consuming up to 25% less energy.

Meanwhile, we've incorporated a host of features to maximise your operator's efficiency, too. From 'set-it-and-forget-it' performance adjustment systems to spacious, adaptable compartments, we have focused on increasing power, comfort and safety, so your operators are free to deliver.

- **Choice of control systems (ECO and PRO)** tailors the truck's performance profile to your precise needs.
- **Ecologic (ECO) drive maximises energy efficiency** and peak performance in typical applications.
- **Progressive (PRO) models** deliver higher travel and lift speeds for intensive applications.
- **Cornering control** optimises speed on curves – further increasing stability.
- **Exceptional visibility** through clear-view overhead guard and mast ensures precise handling with total confidence.

options include

- **Fingertip hydraulic controls**
- **Grip/horn button for reversing**
- **Load weight indicator**
- **Speed control**
- **PlusCab panel cabins**

capacities

FB40C 2 4.0 t	FB40 2 4.0 t	FB45C 2 4.5 t	FB45 2 4.5 t
FB50 2 5.0 t	FB40S 2 4.0 t	FB50S 2 5.0 t	

- **Dynamic steering system** responds effectively to speed and environment for precise, reliable control.
- **Adjustable armrest with integrated fingertip controls** increases operator comfort and precise control.
- **Advanced controller with three-phase AC technology** smoothly adjusts acceleration, speed and braking to suit load, application and driver – reducing energy use, while increasing productive power.
- **Clear display** alerts drivers and service engineers to potential issues – avoiding damage encouraging maintenance.



Let us find you the perfect fit.

Confidence comes from knowing you have the right tool for the job. The same goes for your forklift truck.

Our diverse line-up of counterbalance and warehouse equipment makes sure you get the right truck every time – whatever the job.

Designed with your success in mind, our trucks deliver outstanding performance, innovations and safety.

They are ready to take on any job you give them, with a wide range of configurations so they meet your every need.

So let your local Mitsubishi dealer help you find the perfect fit today.



Diesel Counterbalance Trucks



Powerful, reliable and precise, our 1.5 to 16.0 tonne trucks are friendly to everyone: the environment, your operators and your fuel economy, too.

LPG Counterbalance Trucks



Advanced in every way, our range of pneumatic and cushion tyre models deliver high efficiency and low emissions – a winning combination – indoors or out.

Electric 3 Wheel Counterbalance Trucks



User-friendly, innovative and flexible, our three-wheel electric trucks deliver high performance – even in tight spaces and wet conditions.

Electric 4 Wheel Counterbalance Trucks



Our four-wheel electric trucks are exceptionally powerful and easily cope with the toughest tasks and longest shifts – wherever you need it to be.





See Mitsubishi in action for yourself:



www.mitforklift.com/videos

Powered Pallet Trucks



These non-stop performers offer a huge range of transfer possibilities: from short shuttle work to applications which go the distance.

Stackers



Compact and easy to use, our versatile stackers ensure high productivity – whatever the setting.

Reach and Multi-Way Trucks



This versatile range of specialist trucks delivers the heights of productivity, reliability and manoeuvrability.

Order Pickers



Working at heights up to 11.5 metres, our order pickers deliver highly efficient performance at all levels.



You'll never work alone.

Mitsubishi materials handling equipment benefits from the huge resources, and cutting-edge technology of one of the world's largest corporations.

So when we promise you **quality, reliability** and **value for money**, you know it's a guarantee we have the power to deliver.

Every truck in our comprehensive, award-winning range is built keep on working for you... day after day... year after year... whatever the conditions... whatever the job.

As your local authorised dealer, we take that promise personally.

We are here to keep your trucks working – through out extensive experiences, our technical excellence and our commitment to customer care.

We are local experts, backed by efficient channels to the entire Mitsubishi Forklift Trucks organisation.

No matter where you are, we are close by – with the capability to meet your needs.

Only Mitsubishi gives you this combination of global engineering excellence and outstanding local support... only Mitsubishi offers you such a quality product at such an affordable price... and only Mitsubishi places reliability as high as you do in its priorities.



Award-winning designs



reddot design award



Fork Lift Truck Association



Fork Lift Truck Association



Fork Lift Truck Association



Fork Lift Truck Association

The term 'Integrated Presence System' (IPS) is intended as a trading style, only to describe a number of design features on the Mitsubishi trucks to which IPS is applied. It does not imply that the truck can be driven without appropriate operator training and without due care and attention. The manufacturer (MCFE, Almere, the Netherlands) cannot accept any responsibility for any accidents or damage caused by incorrect or dangerous use of its equipment.

Performance specifications may vary depending on standard manufacturing tolerances, vehicle condition, types of tyres, floor or surface conditions, applications or operating environment. Trucks may be shown with non-standard options. Specific performance requirements and locally available configurations should be discussed with your distributor of Mitsubishi forklift trucks. Mitsubishi follows a policy of continual product improvement. For this reason, some materials, options and specifications could change without notice.

CEBM1817 (10/16) © 2016 MCFE Printed in The Netherlands

mitforklift@mcf.nl www.mitforklift.com