

ESSENTIAL PEDESTRIAN STACKER

1.2 tonnes

COMPACT, EFFICIENT
COST EFFECTIVE

SBP12QL(M)(D)I Series pedestrian stackers are the perfect choice for a variety of light stacking duties for lift heights up to 3.3m (D models) and 1.95m (M models). Initial lift makes transporting pallets a breeze, and also allows for two pallets to be carried at once. The compact design makes them ideal for narrow warehouse aisles and in confined areas (such as lifts and vans), while the narrow mast on M models affords the operator excellent forward visibility.

SPECIFICATIONS

SBP12QLMI
SBP12QLDI

WHEN
RELIABILITY IS
EVERYTHING...

SBP12QL(M)(D)I Series



ESSENTIAL

SBP12QL(M)(D)I Series

PEDESTRIAN STACKER

1.2 tonnes



BRAKES

- **Electromagnetic braking system**
Smooth, steady deceleration and prolonged life of brake.
- **Parking brake**
Automatically stops on gradients and ramps

DRIVE

- **Powerful AC drive motor**
Excellent traction, smooth, quiet, controlled operation, extended shift length and lower maintenance requirements.

ELECTRICAL AND CONTROL SYSTEMS

- **Built-in charger**
Easy to top up the battery during downtime.
- **Battery discharge indicator**
Fitted as standard for battery protection and shows operating hours, battery level, and error codes.
- **Li-ion battery**
Fast opportune charging removes the need for extra batteries and allows 24/7 operation. (Option)
- **High performance Curtis motor drive controller**
This delivers excellent traction control.

FORKS AND MAST

- **Lift heights up to 3.3m**
Different heights depending on model
- **Initial Lift**
This allows for better ground clearance on ramps, inclines, and uneven floors, and allows for double pallet handling.

● Mono mast

Narrow width offers excellent forward views of the forks and load. (M models)

FRAME AND BODY

- **Compact design**
Works well in small aisles and tight spaces, such as lifts and mezzanines.
- **4-point support**
Struck stability is improved and balance wheel is adjustable in height.

OPERATOR COMPARTMENT AND CONTROLS

- **Easy-to-operate long tiller arm**
Its large buttons mean operators can focus on the task in hand and minimise mistakes.
- **Creep speed function and tiller-up drive**
Both help to maximise safety and control in confined spaces.

OTHER FEATURES

- **Low noise operation**
Quiet motor and lift functions reduces noise pollution.



For more information on
SBP12QL(M)(D)I Series
please visit our website



mft2.eu/esssbpq



PREMIA^{EX} LI-ION BATTERY SYSTEMS

MAKE YOUR FORKLIFT GO EVEN FURTHER

Tried, tested and proven in the field, lead-acid batteries have been the long-standing choice for companies employing electric lift trucks. However, with long charging times, demanding maintenance requirements, the need for extra batteries, and high risk of operator misuse, day-to-day use can be a challenge.

Fortunately, there's a new battery system on the block: Li-ion from Mitsubishi Forklift Trucks.

Designed to meet your business' demands — including multi-shift (24/7) operations — without the need for spare batteries, our high-performance Li-ion battery system is up to 30% more efficient than lead-acid counterparts. Plus, it's virtually error-proof, thanks to its ultra-low-maintenance design which prevents cell damage.

- **Gas-emission free**
No need for air ventilation.

- **Exceptional high battery and charger efficiency**
State-of-the-art technology delivers up to 30% more power efficiency than lead-acid batteries.

- **Maintenance-free design**
No need for daily checks and water re-fills. This reduces the risk of operators damaging cells and reducing their lifetime. Needs a full charge each week to activate cell balancing.

- **No need for spare batteries or charging room**
You can save both space and costs in multi-shift applications, maximising profitability.

- **Quick charge capabilities**
Just 15 minutes is all your battery needs to keep your truck going for a few more hours. It only takes 1 to 2 hours to fully charge a completely discharged battery.

- **Higher sustained voltage**
This gives more consistent lifting and driving performance — particularly noticeable towards the end of a shift.
- **Multiple safety features**
This includes circuit protection, deep-discharge and overcharge protection, and individual cell temperature and voltage monitoring.
- **On-the-go performance and monitoring**
The system's integrated monitoring system has an easy-to-read display unit.
- **Wide choice of battery and charger capacities**
The most suitable power supply can be matched to the exact requirements of a specific application.



Clean Li-ion batteries are ideal for sensitive environments such as those in the food or packaging industries.



Fully integrated Li-ion battery

Features a sophisticated CANbus communication and an automatic ON/OFF synchronization between battery and truck. Battery level, notifications and alarms are integrated into the truck display, to secure clear and easy overview for the truck operator.

For more information on Li-ion please visit our website

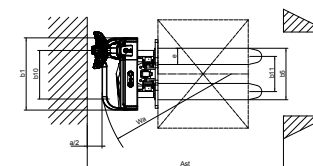
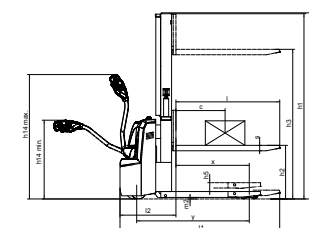
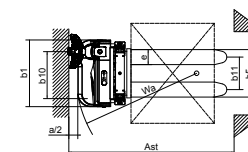
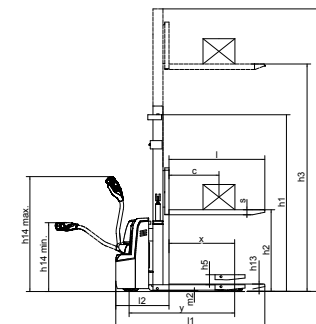


VDI - PERFORMANCE & DIMENSIONS

CHARACTERISTICS				Mitsubishi Forklift Trucks	Mitsubishi Forklift Trucks
1.1	Manufacturer			SBP12QLMI	SBP12QLDI
1.2	Manufacturer's model designation			Battery	Battery
1.3	Power source			Pedestrian	Pedestrian
1.4	Operator type				
1.5	Load capacity	Q	kg	1200	1200
1.6	Load center distance	c	mm	600	600
1.8	Load wheel axle to fork face (forks lowered)	x	mm	812	788
1.9	Wheelbase	y	mm	1272	1268
WEIGHT					
2.1b	Truck weight without load, with maximum battery weight		kg	685	675 / 740 / 760 / 775
2.2	Axle loadings with nominal load & maximum battery weight, drive / load side		kg	1190 / 695	822 / 1158
2.3	Axle loadings without load & with maximum battery weight, drive / load side		kg	194 / 491	240 / 540
WHEELS, DRIVE TRAIN					
3.1	Tyres: PT = Power Thane, Vul = Vulkollan, P = Polyurethane, N = Nylon, R = Rubber drive / load side			P / P	P / P
3.2	Tyre dimensions, drive side		mm	195 x 70	195 X 70
3.3	Tyre dimensions, load side		mm	80 x 70	80 X 70
3.4	Castor wheel dimensions (diameter x width)		mm	150 x 60	150 X 60
3.5	Number of wheels, load / drive side (x = driven)			1x + 1 / 4	1x+ 1 / 4
3.6	Track width (center of tyres), drive side	b10	mm	523	523
3.7	Track width (center of tyres), load side	b11	mm	390	390
DIMENSIONS					
4.2a	Height with mast lowered	h1	mm	2050 / 2400	2122 / 1872 / 2122 / 2272
4.4	Lift height (stroke)	h3	mm	1600 / 1950	1600 / 2500 / 3000 / 3300
4.5	Height with mast extended	h4	mm	2060 / 2410	2122 / 3092 / 3592 / 3892
4.6	Initial lift (stroke)	h5	mm	120	120
4.9	Height of tiller arm / steering console (min./max.)	h14	mm	1150 / 1430	670 / 1300
4.15	Fork height, fully lowered	h13	mm	90	90
4.19	Overall length	l1	mm	1770	1789
4.20	Length to fork face	l2	mm	619	639
4.21	Overall width	b1	mm	800	800
4.22	Fork dimensions (thickness, width, length)	s/e/l	mm	60 / 180 / 1150	60 / 180 / 1150
4.25	Outside width over forks (minimum / maximum)	b5	mm	570	570
4.32	Ground clearance at center of wheelbase, (forks lowered)	m2	mm	17	17
4.33a	Working aisle width (Ast) with 1000 x 1200 mm pallets, load crosswise	Ast	mm	2286	2286
4.34a	Working aisle width (Ast) with 800 x 1200 mm pallets, load lengthwise	Ast	mm	2224	2224
4.35	Turning radius	Wa	mm	1450	1450
PERFORMANCE					
5.1	Travel speed, with / without load		km/h	4.5 / 5	4.5 / 5
5.2	Lifting speed, with / without load		m/s	0.06 / 0.13	0.11 / 0.14
5.3	Lowering speed, with / without load		m/s	0.13 / 0.10	0.13 / 0.10
5.8	Maximum gradeability with / without load		%	6 / 15	6 / 15
5.10	Service brakes (mechanical / hydraulic / electric / pneumatic)			Electric	Electric
ELECTRIC MOTORS					
6.1	Drive motor capacity (60 min. short duty)		kW	0.65	0.65
6.2	Lift motor output at 15% duty factor		kW	2.2	2.2
6.4	Battery voltage/capacity at 5-hour discharge		V/Ah	24 / 60	24 / 60
6.5	Battery weight		kg	20	20
MISCELLANEOUS					
8.1	Type of drive control		dB(A)	Stepless	Stepless
10.7.1	Level of noise at the ear level of the driver according to EN 12 053:2001 and EN ISO 4871, drive/lift/idle LpAZ			70	70
10.7.3	Hand-arm vibration (EN 13 059:2002)				< 2.5

ESSENTIAL SBP12QL(M)(D)I PEDESTRIAN STACKER

1.2 tonnes



WHEN RELIABILITY IS EVERYTHING...



ESSENTIAL
SIMPLE. RELIABLE.
ECONOMICAL.

High quality, low cost.

The ESSENTIAL range of warehouse products is ideal for low- to medium-intensity operations in a huge number of different applications. The tough, low-maintenance designs offer excellent value for money.

Like any product bearing the Mitsubishi Forklift Trucks name, our materials handling equipment benefits from the tremendous heritage, huge resources and cutting-edge technology of one of the world's largest corporations – Mitsubishi Heavy Industries Group.

Engineering spacecraft, jet planes, power plants and more, MHI specialises in those technologies where performance, dependability and superiority decide your success or failure...

So when we promise you quality, reliability and value for money, you know it's a guarantee we have the power to deliver.

That's why every model in our award-winning and comprehensive range of lift trucks and warehouse equipment is built to a high specification – to ensure it keeps working for you. Day after day. Year after year. Whatever the job. Whatever the conditions.

YOU'LL NEVER WORK ALONE

As your local authorised dealer, we are here to keep your trucks working – through our extensive experience, our technical excellence and our commitment to customer care.

We are your local experts, backed by efficient channels to the entire organisation of Mitsubishi Forklift Trucks.

No matter where you are, we are close by – with the capability to meet your needs.

Discover how Mitsubishi Forklift Trucks give you more from your local authorised distributor or when you visit our website www.mitforklift.com

Performance specifications may vary depending on standard manufacturing tolerances, vehicle condition, types of tyres, floor or surface conditions, applications or operating environment. Trucks may be shown with non-standard options. Specific performance requirements and locally available configurations should be discussed with your distributor of Mitsubishi forklift trucks. We follow a policy of continual product improvement. For this reason, some materials, options and specifications could change without notice.

info@mitforklift.com

WESM2467 © 2024 MLE



Mitsubishi Logisnext Europe B.V.
Hefbrugweg 77, 1332 AM Almere
The Netherlands
Tel: +31 (0)36 5494 411



mft2.eu/fb



mft2.eu/apps



mft2.eu/youtube



mft2.eu/facebook

